


The Stronghold[®] Lift

The Stronghold LIFT is a fast erect mobile anchor point and barrier system which is setup on the landing around the lift opening to be worked on. With the safety net provided the Stronghold LIFT instantly provides a highly visible barrier around lift opening at height, preventing the public or other trade's people from getting close enough to the opening to fall.

Anchor points fitted to the Stronghold LIFT side units provide an attachment point for two operatives to attach their harnesses to, protecting them from a fall in either work restraint or fall arrest mode and both operatives to move freely and independently of each other.

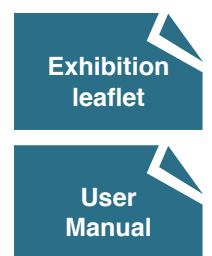
The Stronghold has an extra set of anchor points that can be used to attach tools or other object to the Stronghold via load straps, preventing these items from falling and causing damage and injury.



Specifications

Minimum width: Approx. 750mm (dependant on horizontal life line and ratchet minimum width)
Maximum width: 3700mm
Minimum height: 1291mm to top of wall plates
Maximum height: 1985mm to top of wall plates
Usage maximum: Maximum of 2 persons.
Weight: Each Side Unit weighs approx.. 13Kg. Total set weighs approx. 30Kg
Conforms to: EN 795 B: 2012, TS 16415: 2013. ANSI Z359.1 : 2007, AS/NZS 5532: 2013. Meets OSHA requirements.

Useful links - Please click on the below to view





Stronghold[®] LIFT Uses

- ✓ Specifically designed for Lift installation / repair / modernization
- ✓ Works in line with HSE Guidance Note PM26. Safety at Lift Landings
- ✓ Free standing, the Stronghold LIFT does not require any fixings meaning that no damage is caused to the walls or floor. Holes are available in the wall plates allowing the Stronghold to be bolted to the wall if required.
- ✓ No tools are required for setup.
- ✓ Each side unit of the Stronghold LIFT version folds down to approximately 1300mm x 150mm x 300mm weighing little over 13Kg per side unit.
- ✓ Provides an anchor point for two users externally and independently of the lift and lift shaft
- ✓ The Stronghold LIFT is setup in under 5 minutes
- ✓ Simple yet effective accessories are available for the Stronghold LIFT such as the safety net. The net is fitted around the the open vertical sides enclosing the Stronghold LIFT, effective when being used in a common area
- ✓ Easy to store, transport, set up and use.



Product Summary

- › The Stronghold provides a highly visible barrier around the opening preventing other trades people or the public from getting close enough to the hazard to fall
- › The Stronghold weighs little over 30Kg but has passed the British Standard BS EN 795 B:2012 and TS 16415: 2013 where it was required to support 1.9T. It did so without any signs of permanent deformity
- › The Stronghold also passed Standard tests (carried out by SATRA UK) for Australia, Canada and the USA, also meets OSHA requirements
- › The Stronghold System is manufactured solely in the UK by an ISO 9001: 2008 national Manufacturer



SAFE SECURE STRONGHOLD